




GROUP I

3 double beds



Garage



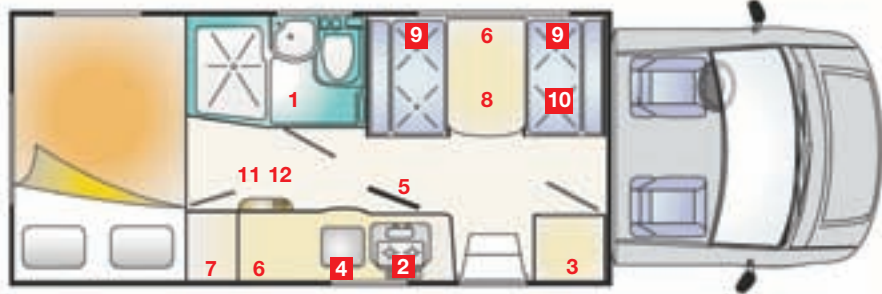


GROUP I


3 double beds



- 1 Water closet with washbasin and shower
- 2 Kitchen
- 3 Refrigerator
- 4 Sink
- 5 Pantry
- 6 Upper cupboards
- 7 Wardrobes
- 8 Table
- 9 Sofa
- 10 Bins under sofas and skylights
- 11 Heating
- 12 Boiler



Garage



Technical characteristics

Engine

Capacity (ccm)	2.402
Power (kw/HP)	103/140

Dimensions

Length (mm.)	7.207
Width (mm.)	2.240
Height (mm.)	3.000
Weight (kg.)	2.791
Drinking water tank capacity (L)	100

Example of standard motorhome with 6 seats. The outer/inner design could be modified without previous warning.

